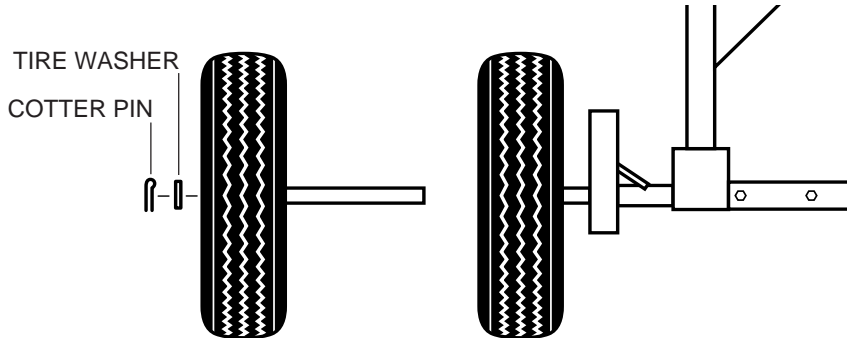




CORNER ASSIST WHEEL KITS

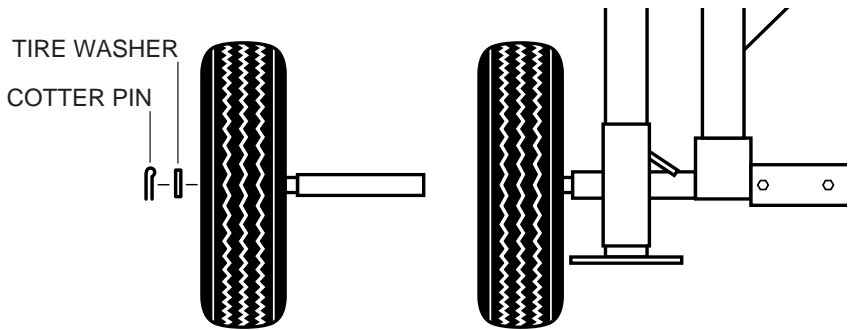
2 – SOLID AXLE CORNER ASSIST WHEELS COMPLETE LWCS
FOR 1000 – 1800 CANTILEVER LIFTS

SOLID AXLE ONLY – LWCS1
TIRE – DWHEEL
COTTER PIN – NCP
TIRE WASHER – DTW



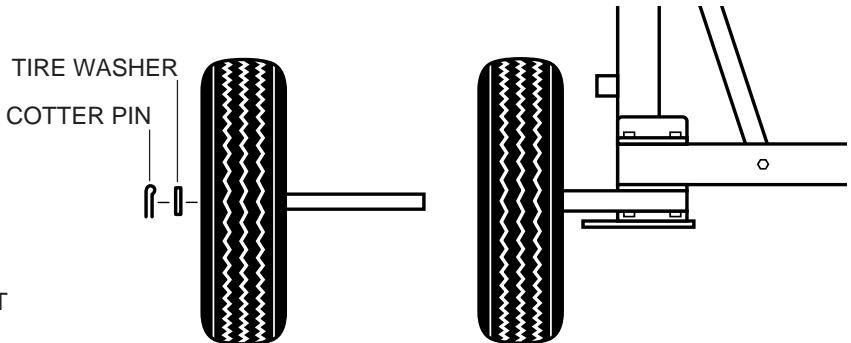
2 – REGULAR AXLE CORNER ASSIST WHEELS COMPLETE LWCL
FOR 2400 – 4800 CANTILEVER LIFTS AND 3200 – 10,000 HEFTY ARMS

AXLE ONLY – LWCL1
TIRE – DWHEEL
COTTER PIN – NCP
TIRE WASHER – DTW



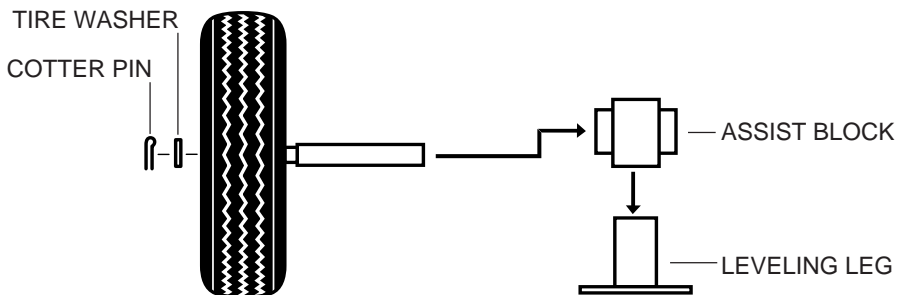
2 – HI LIFTER CORNER ASSIST WHEELS COMPLETE LWCH

AXLE ONLY – LWCH1
TIRE – DWHEEL
COTTER PIN – NCP
TIRE WASHER – DTW
3/8" X 6" FULL THREADED BOLTS – NB386FT
3/8" NUTS – NN38S



2 – 4100 HYDRAULIC LIFT CORNER ASSIST WHEELS COMPLETE LWCHY

AXLE ONLY – LWCL1
TIRE – DWHEEL
COTTER PIN – NCP
TIRE WASHER – DTW
HYDRAULIC ASSIST BLOCK – LWCHY1



"Quality Since 1971"

HEWITT MACHINE & MFG, INC. Box 111 Nicollet, MN 56074 (507) 225-3421

www.hewitt-roll-a-dock.com e-mail: info@hewitt-roll-a-dock.com